MB1082 - Assembly Instructions

Front Flat Fenders

Compatible with TJ / LJ

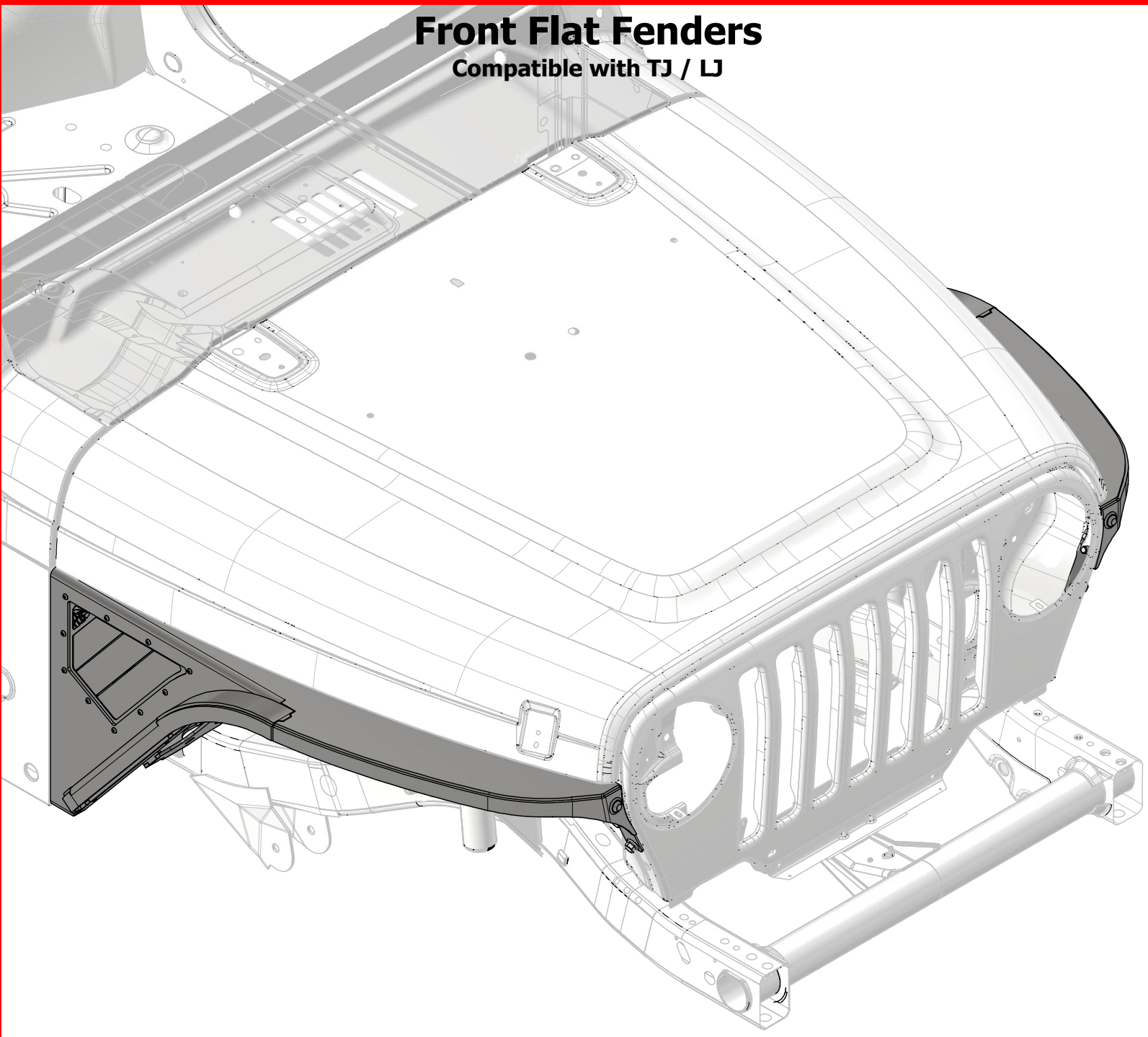

ASSEMBLY INSTRUCTIONS

MB1082-2

CONTENTS

MB1082-0

PASSENGER

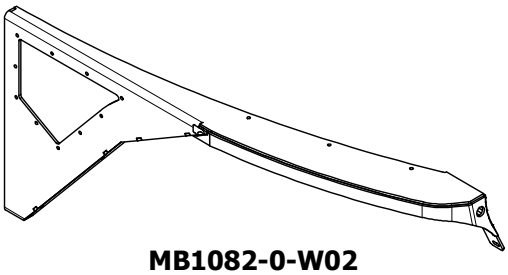

MB1082-0-W02
Qty 1

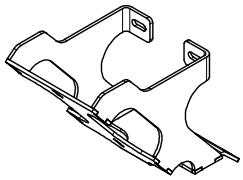

MB1082-W01
Qty 1

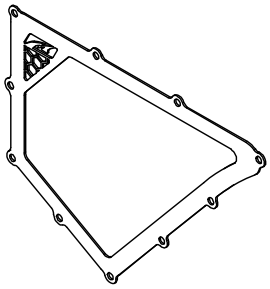

MB5559-03
Qty 1

DRIVER

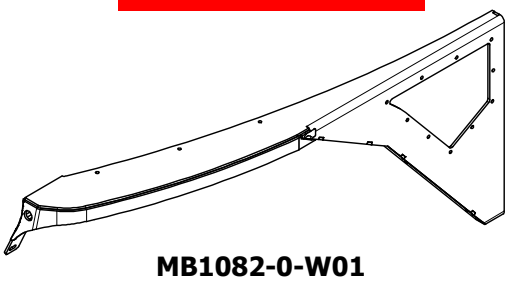

MB1082-0-W01
Qty 1

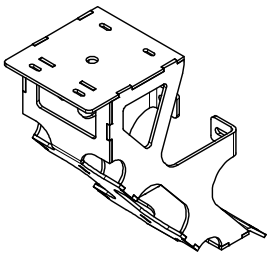

MB1082-W02
Qty 1

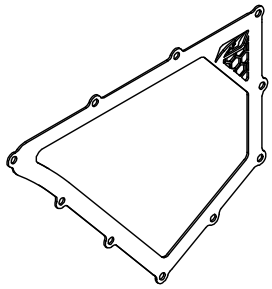

MB5559-02
Qty 1

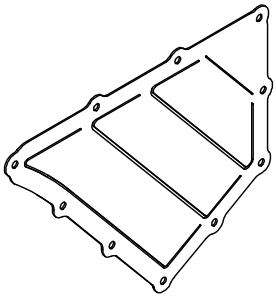

MB5559-01
Qty 2

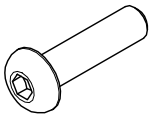

#10-24 x 3/4" BHS-SS
Qty 20



#10-24 Nylock Nut SZ
Qty 20

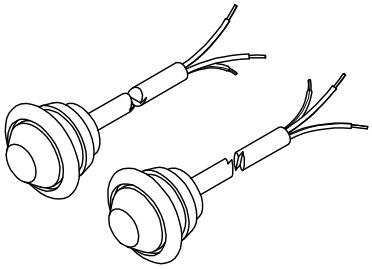

MB6500
Qty 1

MB1082-0-A

CONTENTS

MB1082-0-A

PASSENGER

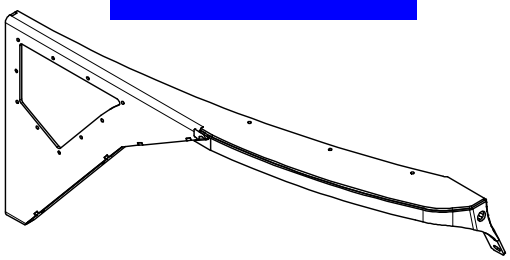

MB1082-0-W02
Qty 1

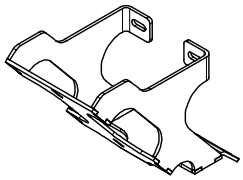

MB1082-W01
Qty 1

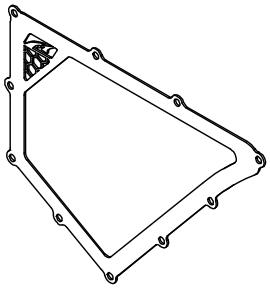

MB5559-03
Qty 1

DRIVER

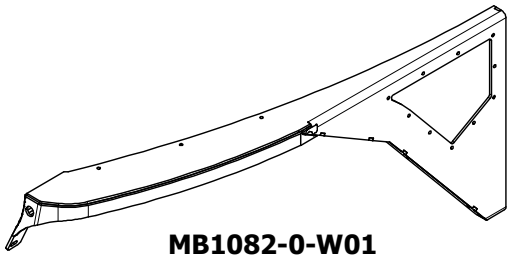

MB1082-0-W01
Qty 1

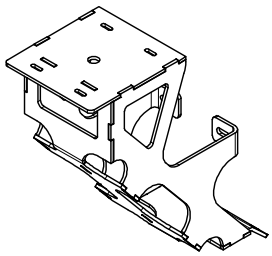

MB1082-W02
Qty 1

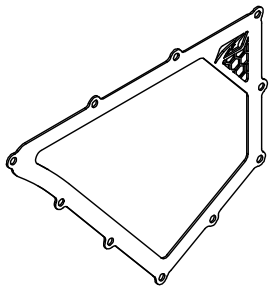

MB5559-02
Qty 1

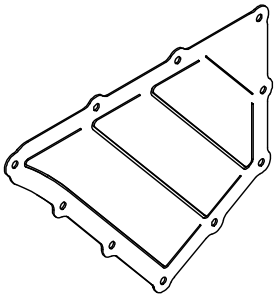

MB5559-01
Qty 2

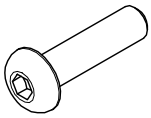

#10-24 x 3/4" BHS-SS
Qty 20



#10-24 Nylock Nut SZ
Qty 20

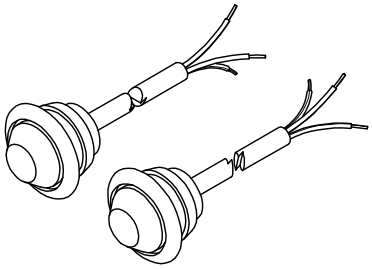

MB6500
Qty 1

MB1082-2

CONTENTS

MB1082-2

PASSENGER

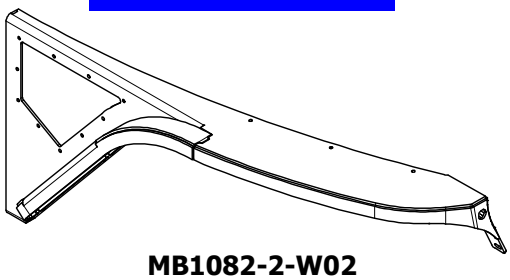

MB1082-2-W02
Qty 1

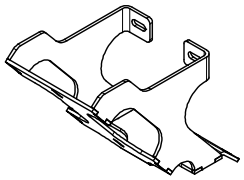

MB1082-W01
Qty 1

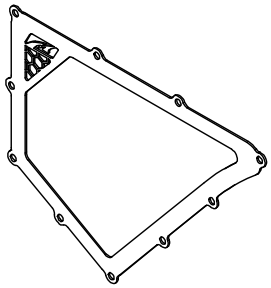

MB5559-03
Qty 1

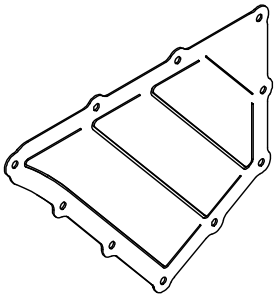

MB5559-01
Qty 2

DRIVER

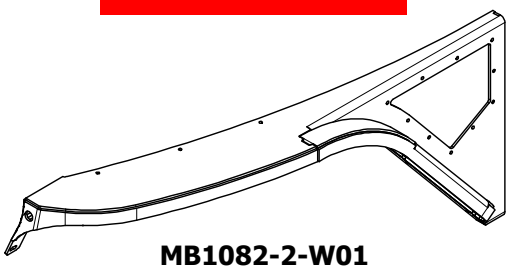

MB1082-2-W01
Qty 1

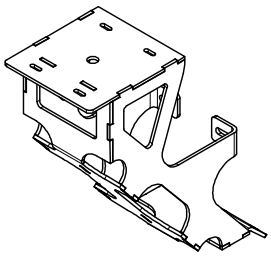

MB1082-W02
Qty 1

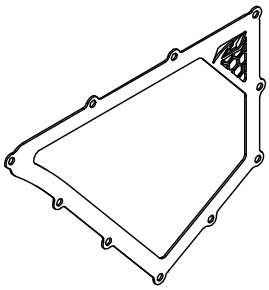

MB5559-02
Qty 1

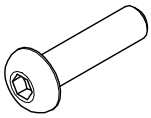

#10-24 x 3/4" BHS-SS
Qty 20



#10-24 Nylock Nut SZ
Qty 20

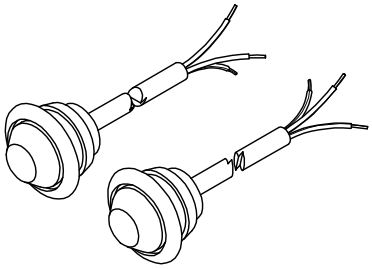

MB6500
Qty 1

MB1082-2-A

CONTENTS

MB1082-2-A

PASSENGER

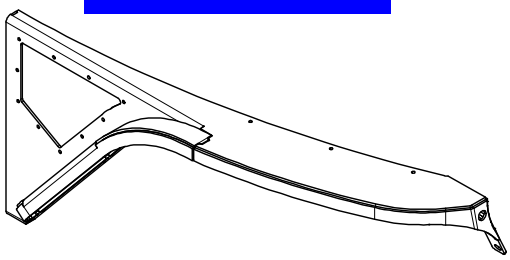

MB1082-2-W02-A
Qty 1

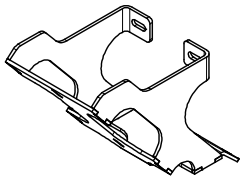

MB1082-W01
Qty 1

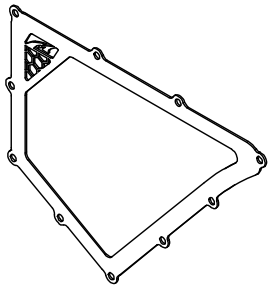

MB5559-03
Qty 1

DRIVER

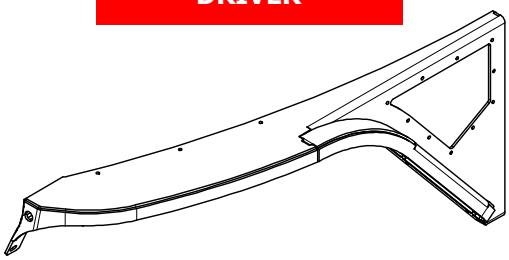

MB1082-2-W01-A
Qty 1

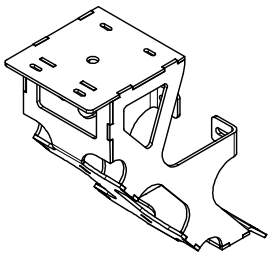

MB1082-W02
Qty 1

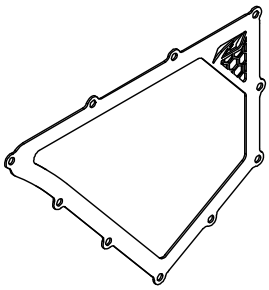

MB5559-02
Qty 1

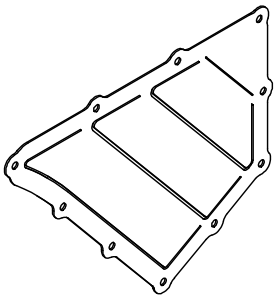

MB5559-01
Qty 2

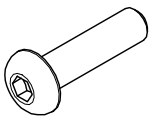

#10-24 x 3/4" BHS-SS
Qty 20



#10-24 Nylock Nut SZ
Qty 20

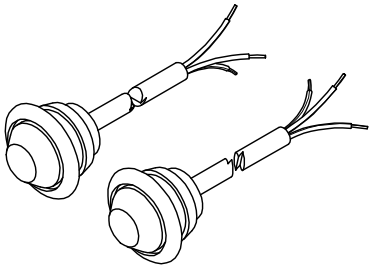

MB6500
Qty 1

MB1082-4

CONTENTS

MB1082-4

PASSENGER

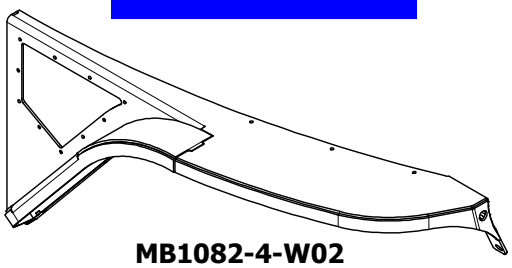

MB1082-4-W02
Qty 1

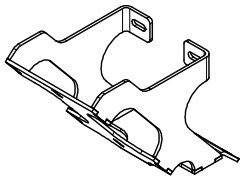

MB1082-W01
Qty 1

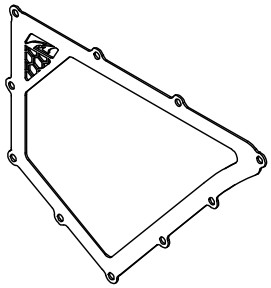

MB5559-03
Qty 1

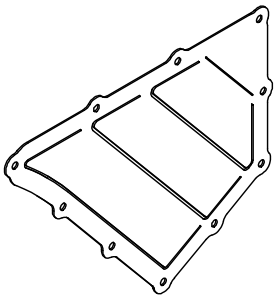

MB5559-01
Qty 2

DRIVER

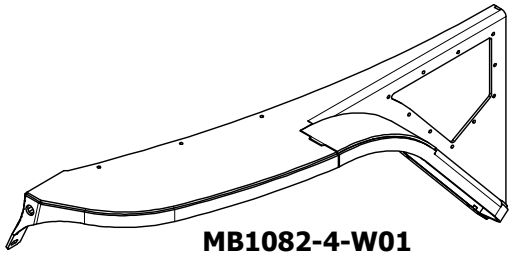

MB1082-4-W01
Qty 1

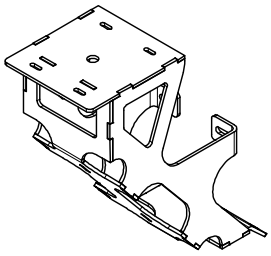

MB1082-W02
Qty 1

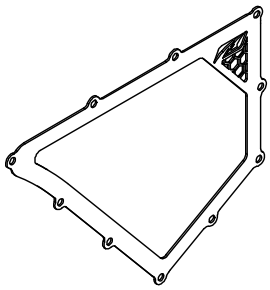

MB5559-02
Qty 1

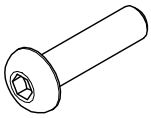

#10-24 x 3/4" BHS-SS
Qty 20



#10-24 Nylock Nut SZ
Qty 20

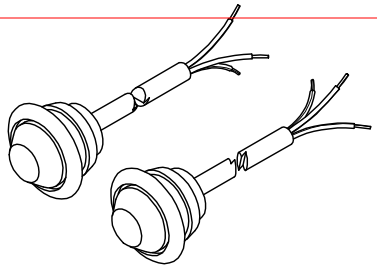

MB6500
Qty 1

MB1082-4-A

CONTENTS

MB1082-4-A

PASSENGER

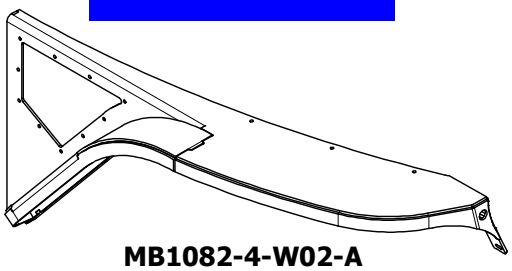

MB1082-4-W02-A
Qty 1

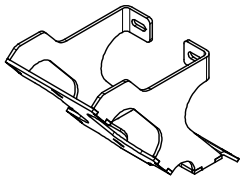

MB1082-W01
Qty 1

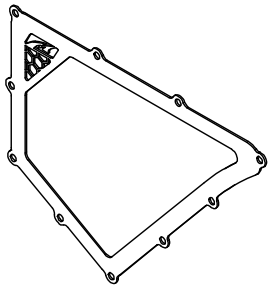

MB5559-03
Qty 1

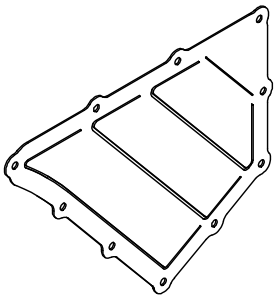

MB5559-01
Qty 2

DRIVER

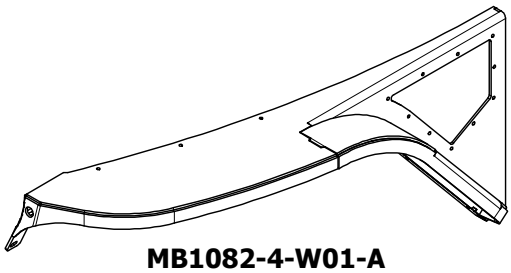

MB1082-4-W01-A
Qty 1

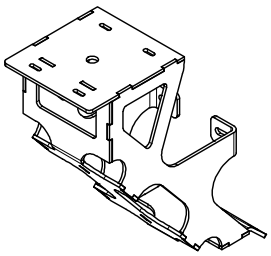

MB1082-W02
Qty 1

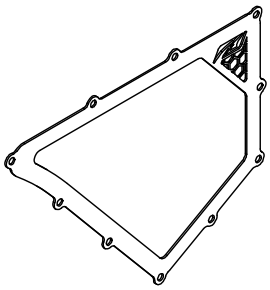

MB5559-02
Qty 1

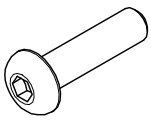

#10-24 x 3/4" BHS-SS
Qty 20



#10-24 Nylock Nut SZ
Qty 20

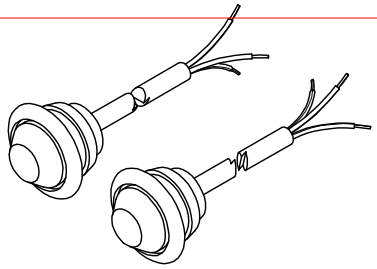

MB6500
Qty 1

Preparation and Installation Guide

Compatibility: This product fits Jeep TJs and LJs from 97-06. These fenders are designed to replace factory fenders and provide more clearance for larger tires or for aftermarket suspension systems to have the clearance needed to cycle freely.

1. **Prepare and Inspect:** Unbox and inspect all components to ensure everything is included and free of damage.

2. **Prep for Install:** Begin by removing the factory fenders. Be sure to retain factory hardware to reuse for new fender installation.

3. **No Hood Trimming:** Using these fenders does not require you to cut the factory hood.

4. **Factory Part Relocation:** Using these fenders will require you to move / relocate the factory air cleaner, hood latches and the fuse box.

5. **Inner Fenders:** These fenders are designed to work with (**MB1083-IF**) if you have factory style suspension or (**MB1083-IFB**) if you have aftermarket style suspension.

6. **Finishing:** All parts are shipped bare metal and will need to be painted or powder coated to prevent corrosion.

Pro Tip: Use STEEL-IT paint, which can be welded through and easily touched up afterward.

Note: Motobilt, Inc. products are intended for **OFF-ROAD USE ONLY**. See full legal disclaimer at the end of these instructions.

MB1082 - Assembly Instructions

SECURE SIDE VENTS TO FENDER WELDMENTS FOR DRIVER AND PASSENGER SIDE.

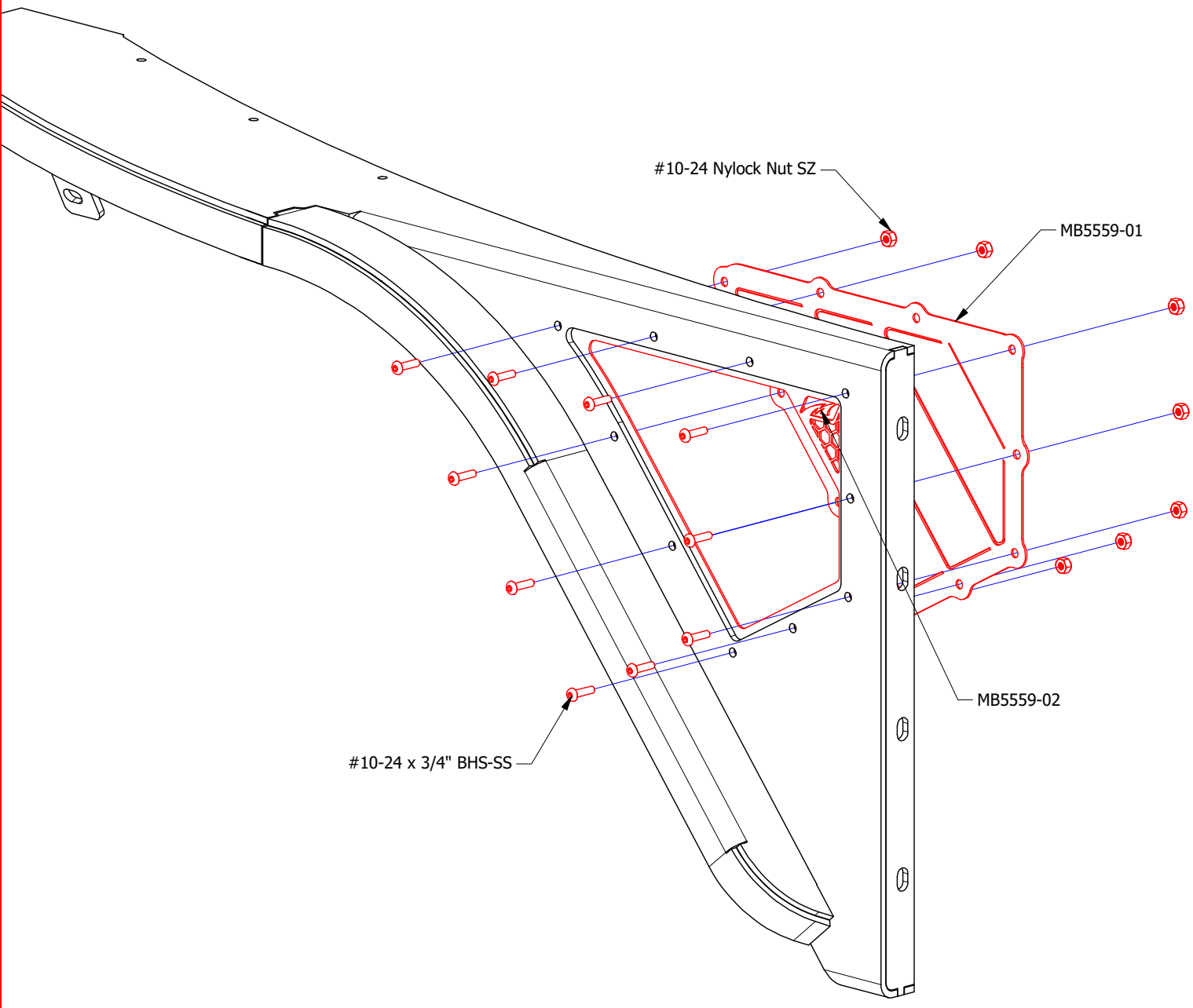

MB1082 - Assembly Instructions

SECURE THE NEW FENDER SUPPORTS WITH THE FACTORY HARDWARE AS SHOWN BELOW

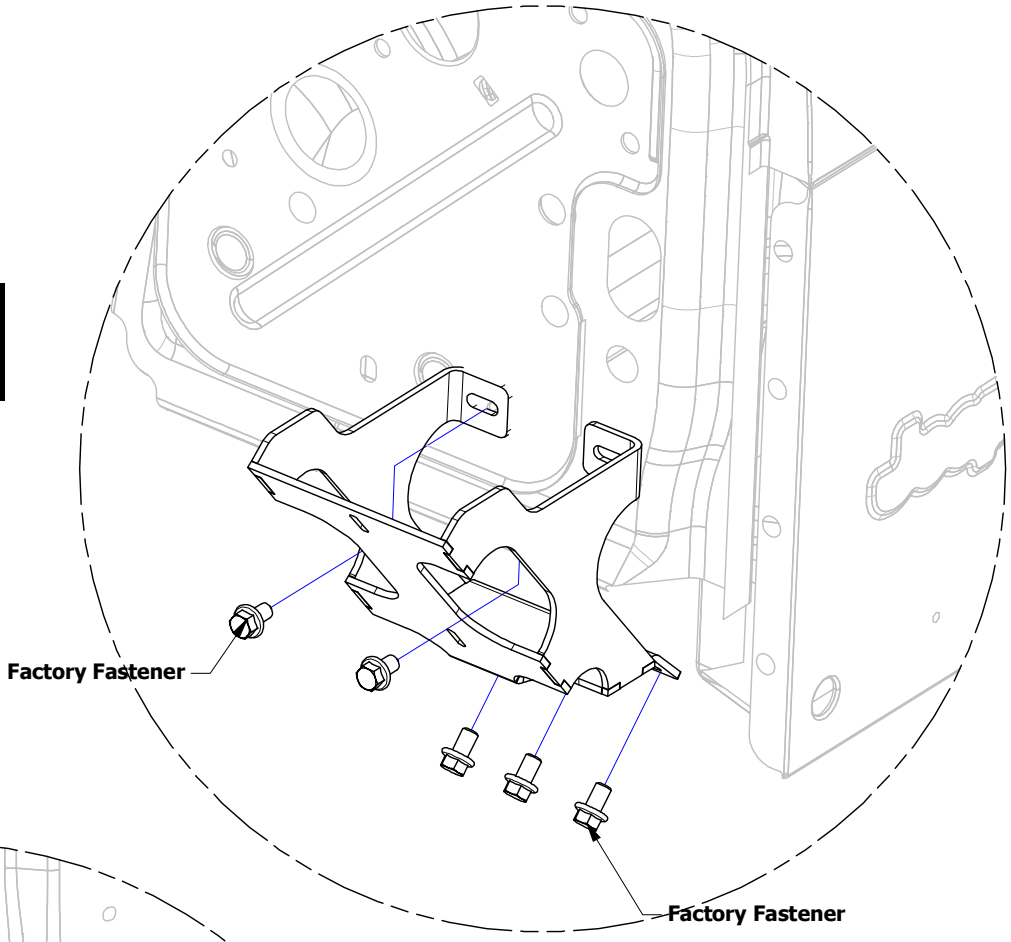

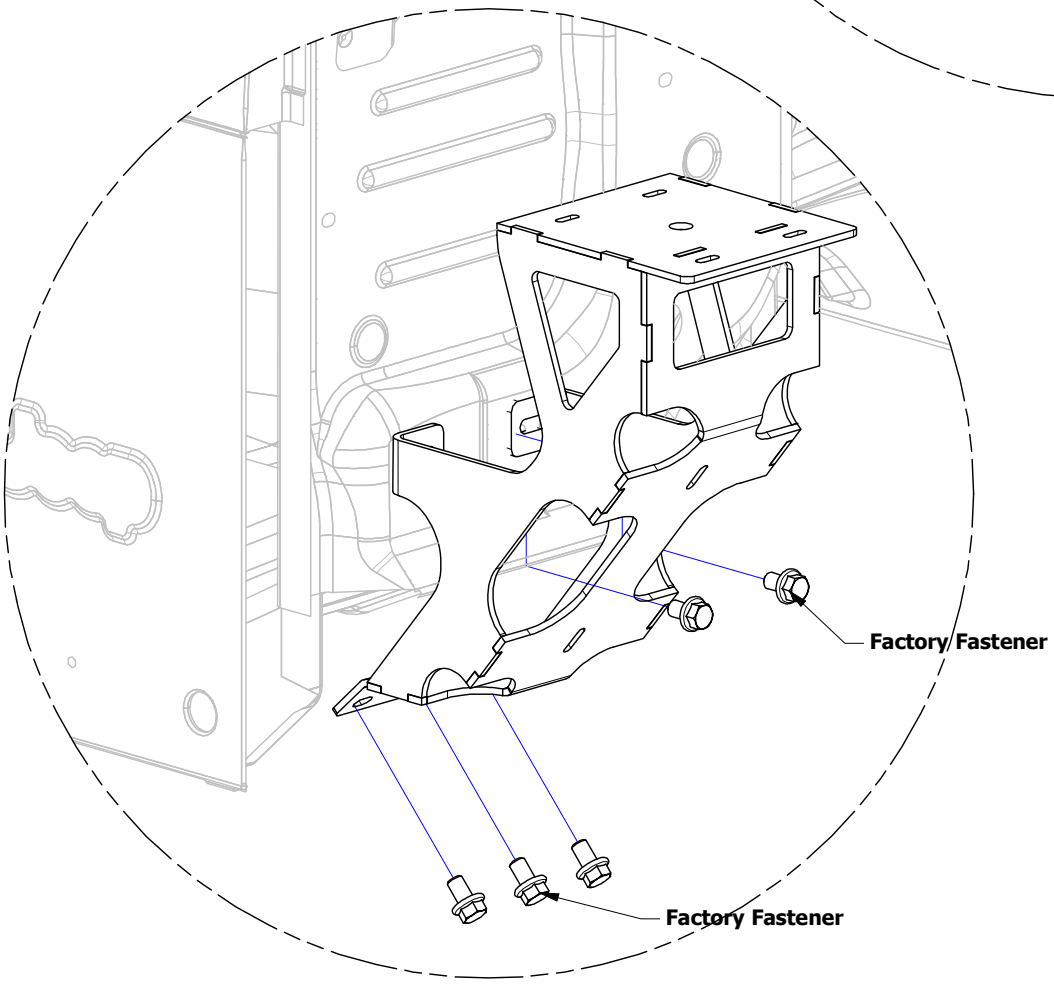

MB1082 - Assembly Instructions

SECURE THE DRIVER AND PASSENGERS SIDE FENDER TO THE JEEP USING THE FACTORY HARDWARE

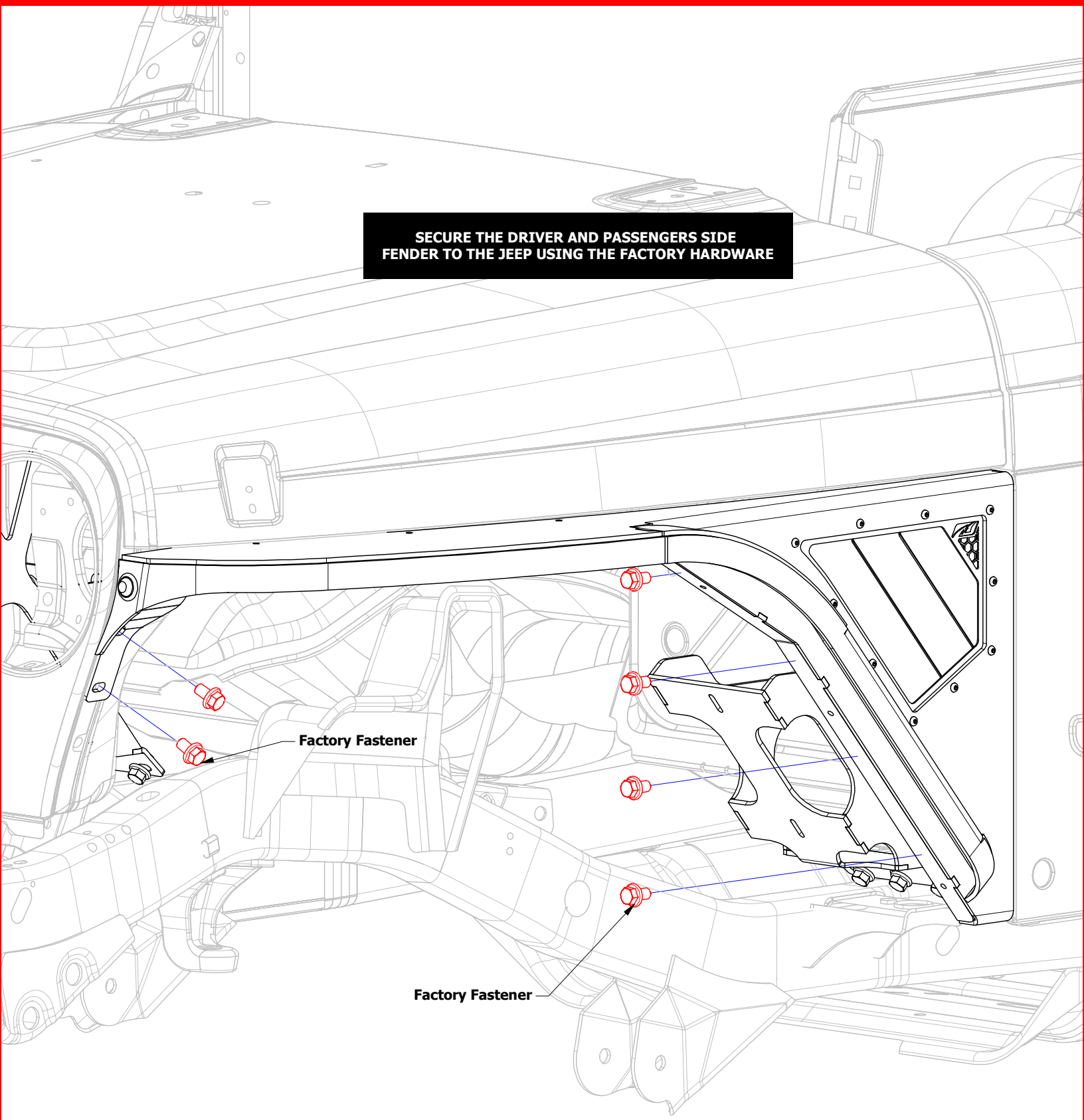

MB1082 - Assembly Instructions

INSTALL LIGHTS AND ROUTE WIRING

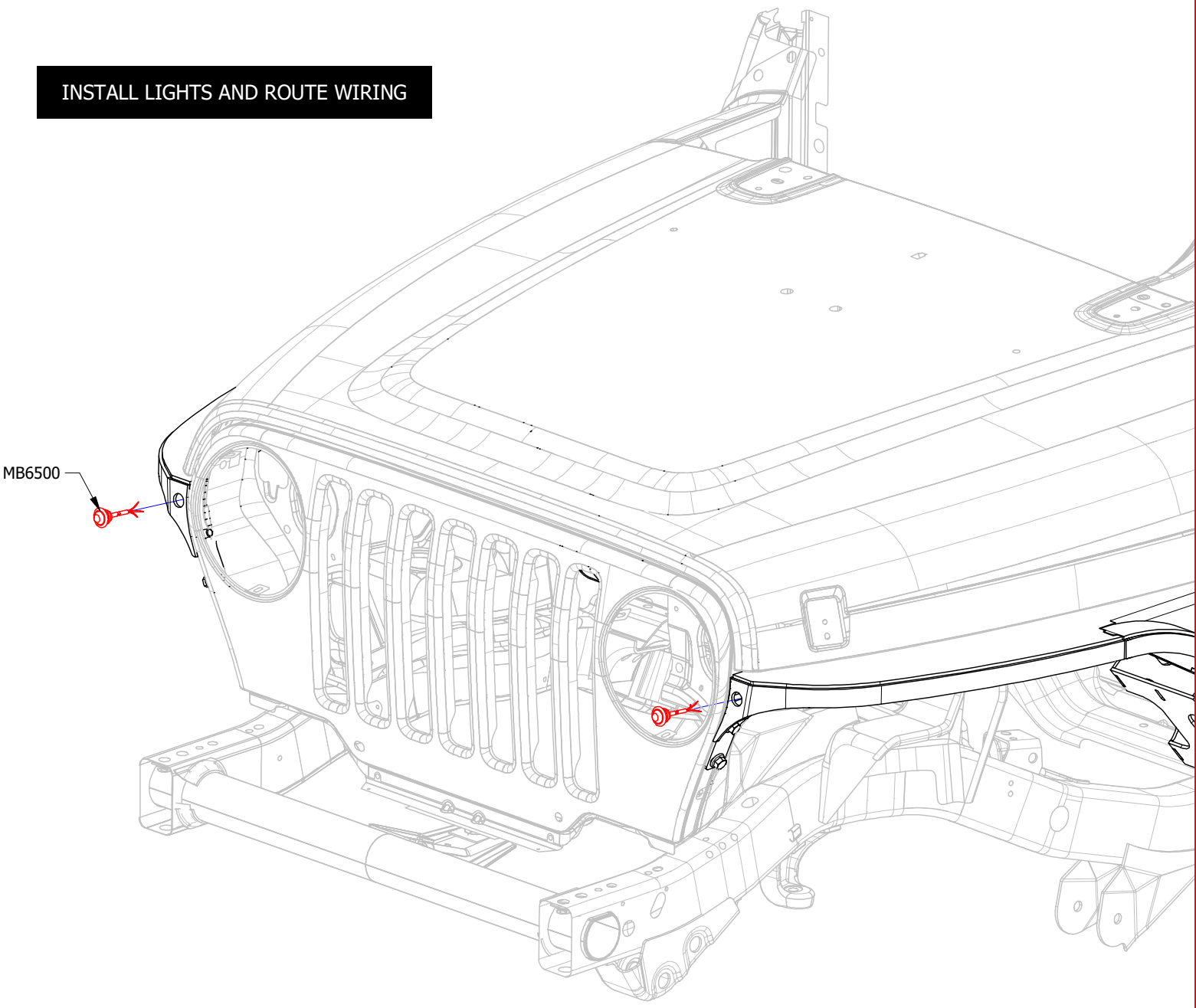

LEGAL DISCLAIMER

Motobilt, Inc. products are designed and manufactured primarily for **OFF-ROAD USE ONLY**. They are not certified or approved for street or highway use and may not comply with vehicle safety standards or regulations. Vehicle modifications, including the installation of Motobilt, Inc. products, may alter the handling, performance, and durability of a vehicle.

By purchasing, installing, or using any Motobilt, Inc. product, the purchaser and installer expressly acknowledge and agree to the following terms:

1. ASSUMPTION OF RISK
The purchaser and installer understand and accept that the installation and use of aftermarket products involve inherent risks, including but not limited to vehicle damage, property damage, serious injury, or death. All such risks are voluntarily assumed.

2. NO WARRANTY OF SAFETY
Motobilt, Inc. makes no representations, warranties, or guarantees, express or implied, regarding the safety, performance, or structural integrity of its products. Motobilt, Inc. products are not intended to prevent injury or death in the event of an accident, rollover, or collision.

3. INSTALLATION RESPONSIBILITY
Some Motobilt products require advanced fabrication, cutting, or welding skills. Others may require specialized tools or mechanical knowledge. Motobilt, Inc. is not responsible for improper installation, modification, or misuse of its products. Professional installation by a qualified individual is strongly recommended.

4. COMPLIANCE WITH LAWS AND REGULATIONS
The purchaser and installer are solely responsible for ensuring that the vehicle and installed products comply with all applicable local, state, and federal laws and safety regulations. Vehicle modifications may void factory warranties and may render the vehicle illegal for use on public roads.

5. MAINTENANCE AND INSPECTION
All products should be inspected regularly for signs of wear, fatigue, or damage. Continued use of damaged or improperly installed equipment increases the risk of failure and potential injury. The responsibility for inspection and maintenance rests solely with the owner and operator.

6. WARRANTY DISCLAIMER
Unless expressly stated in a written limited warranty issued by Motobilt, Inc. for a specific product, all Motobilt, Inc. products are sold "as is" and without express warranties of any kind. If a written limited warranty applies, its terms are exclusive and govern the extent of Motobilt, Inc. obligations.

To the fullest extent permitted by law, Motobilt, Inc. expressly disclaims all implied warranties, including but not limited to implied warranties of merchantability, fitness for a particular purpose, and non-infringement. No oral or written statement by Motobilt, Inc., its employees, dealers, or representatives shall constitute or create any warranty, obligation, or liability beyond what is contained in official written documentation issued by Motobilt, Inc.

7. LIMITATION OF LIABILITY
To the fullest extent permitted by law, Motobilt, Inc. disclaims all liability for any direct, indirect, incidental, consequential, or punitive damages arising out of the purchase, installation, or use of its products. This includes, but is not limited to, claims for property damage, personal injury, loss of use, or loss of income.

8. USER ACKNOWLEDGMENT
By purchasing, installing, or using Motobilt, Inc. products, the purchaser and installer acknowledge that they have read, understood, and accepted the terms of this disclaimer and voluntarily assume all associated risks.